

NUMBER OF MARINE MAMMALS TAKEN INCIDENTALLY
BY JAPANESE MOTHERSHIP GILLNET AND LANDBASED
DRIFTNET SALMON FISHERIES IN 1986

Fisheries Agency of Japan

1987 March

Contents

Table 1. Number of marine mammals taken incidentally by mothership gillnet salmon fishery by 1°x1° area and 10-day period in 1986.

- 1-1 Dall's porpoise
- 1-2 Northern fur seal

Table 2. Number of Dall's porpoise taken incidentally by landbased driftnet salmon fishery by 2°x5° area and 10-day period in 1986.

Table 1. Number of marine mammals taken incidentally by mothership gillnet salmon fishery by 1°x1° area and 10-day period in 1986.

1-1 Dall's porpoise

	168E	170E	172E	174E	176E	178E	180	178W	176W			
59N						3 1	15 2	31 6	35 8	61 16	12 0	
	<u>TOTAL GRAND</u>					0.333	0.133	0.194	0.229	0.262	0.000	
58N					2 1	35 3	43 6	81 13	59 20	54 15	59 18	8 10
					0.500	0.086	0.140	0.160	0.339	0.278	0.305	1.250
57N				1 1	24 6	77 23	54 6	88 27	59 14	27 8	30 11	5 0
				1.000	0.250	0.299	0.111	0.307	0.237	0.296	0.367	0.000
56N				2 0	2 0							
				0.000	0.000							
55N				2 0	3 2							
				0.000	0.667							
54N		18 11	7 3								2 0	
		0.611	0.429								0.000	
53N	2 0	30 7	38 17	19 12	11 3	5 0	24 11					
	0.000	0.233	0.447	0.632	0.273	0.000	0.458					
52N	76 15	97 30	79 28	76 16	109 35	391 196	413 157					
	0.197	0.309	0.354	0.211	0.321	0.501	0.380					
51N	4 1	71 38	208 63	211 65	280 85	466 172	578 163					
	0.250	0.535	0.303	0.308	0.304	0.369	0.282					
50N		72 22	224 78	329 109	364 129	468 140						
		0.306	0.348	0.331	0.354	0.299						
49N		44 4	39 6	48 4	42 6	42 5						
		0.091	0.154	0.083	0.143	0.119						
48N		10 2	29 2	32 1	18 3	6 0						
		0.200	0.069	0.031	0.167	0.000						
47N												
46N												

BY FLEET					
	KIZAN MARU	MEIYO MARU	NOJIMA MARU	JINYO MARU	TOTAL
FCZ	1158	1163	1183	1156	4660
	424	413	346	424	1607
	0.366	0.355	0.292	0.367	0.345
HIGH SEA NORTH	224 59	225 30	197 39	216 86	862 214
	0.263	0.133	0.198	0.398	0.248
HIGH SEA SOUTH	78 8	82 8	86 10	86 9	332 35
	0.103	0.098	0.116	0.105	0.105
TOTAL	1460	1470	1466	1458	5854
	491	451	395	519	1856
	0.336	0.307	0.269	0.356	0.317

**** LEGEND ****

UPPER : NUMBER OF OPERATIONS (A)
MIDDLE : NUMBER OF DALL'S PORPOISE TAKEN (B)
LOWER : C P U E (B / A)

168E 170E 172E 174E 176E 178E 180 178W 176W

59N

EARLY JUNE

58N

57N

56N

55N

54N

53N

52N

51N

50N

49N

48N

47N

46N

BY FLEET

	KIZAN MARU	MEIYO MARU	NOJIMA MARU	JINYO MARU	TOTAL
FCZ	4 0 0.000				4 0 0.000
HIGH SEA NORTH					
HIGH SEA SOUTH	39 4 0.103	43 4 0.093	43 5 0.116	43 5 0.116	168 18 0.107
TOTAL	43 4 0.093	43 4 0.093	43 5 0.116	43 5 0.116	172 18 0.105

**** LEGEND ****

UPPER : NUMBER OF OPERATIONS (A)
MIDDLE : NUMBER OF DALL'S PORPOISE TAKEN (B)
LOWER : C P U E (B / A)

	168E	170E	172E	174E	176E	178E	180	178W	176W
59N									
	MID JUNE								
58N									
57N									
56N									
55N				2 0 0.000					
54N				2 0 0.000					
53N		16 11 0.688	6 3 0.500						
52N	1 0 0.000	23 5 0.217	29 17 0.586	15 10 0.667	8 2 0.250				
51N	20 4 0.200	46 16 0.348	43 19 0.442	54 13 0.241	49 18 0.367	105 45 0.429	94 33 0.351		
50N		13 7 0.538	54 14 0.259	89 18 0.202	89 26 0.292	154 75 0.487	178 62 0.348		
49N		26 4 0.154	74 22 0.297	91 31 0.341	126 44 0.349	128 44 0.344			
48N		19 1 0.053	21 3 0.143	24 3 0.125	21 1 0.048	21 3 0.143			
47N		10 2 0.200	21 2 0.095	8 0 0.000	3 0 0.000				
46N									

BY FLEET

	KIZAN MARU	MEIYO MARU	NOJIMA MARU	JINYO MARU	TOTAL
FCZ	391 155 0.396	354 112 0.316	602 138 0.229	387 169 0.437	1734 574 0.331
HIGH SEA NORTH					
HIGH SEA SOUTH	39 4 0.103	39 4 0.103	43 5 0.116	43 4 0.093	164 17 0.104
TOTAL	430 159 0.370	393 116 0.295	645 143 0.222	430 173 0.402	1898 591 0.311

**** LEGEND ****

UPPER : NUMBER OF OPERATIONS (A)
MIDDLE : NUMBER OF DALL'S PORPOISE TAKEN (B)
LOWER : C P U E (B / A)

168E 170E 172E 174E 176E 178E 180 178W 176W

59N	LATE JUNE					2 0 0.000			3 0 0.000					
58N						3 0 0.000		5 1 0.200	2 1 0.500	3 0 0.000	3 0 0.000	1 0 0.000		
57N						1 1 1.000	2 0 0.000	4 0 0.000	2 1 0.500	25 7 0.280	14 2 0.143	2 2 1.000	2 0 0.000	2 0 0.000
56N														
55N														
54N														
53N														
52N														
51N														
50N														
49N														
48N														
47N														
46N														

BY FLEET

	KIZAN MARU	MEIYO MARU	NOJIMA MARU	JINYO MARU	TOTAL
FCZ	372 132 0.355	422 154 0.365	424 165 0.389	329 128 0.389	1547 579 0.374
HIGH SEA NORTH	15 1 0.067	4 0 0.000	4 0 0.000	52 13 0.25	75 14 0.187
HIGH SEA SOUTH					
TOTAL	387 133 0.344	426 154 0.362	428 165 0.386	381 141 0.370	1622 593 0.366

**** LEGEND ****

UPPER : NUMBER OF OPERATIONS (A)
MIDDLE : NUMBER OF DALL'S PORPOISE TAKEN (B)
LOWER : C P U E (B / A)

	168E	170E	172E	174E	176E	178E	180	178W	176W
59N						2 0 0.000		3 0 0.000	
58N					3 0 0.000	5 1 0.200	2 1 0.500	3 0 0.000	3 0 0.000
57N				1 1 1.000	2 0 0.000	4 0 0.000	2 1 0.500	25 7 0.280	14 2 0.143
56N				2 0 0.000	2 0 0.000				
55N				2 0 0.000				3 2 0.667	
54N		16 11 0.688	6 3 0.500					2 0 0.000	
53N	1 0 0.000	25 6 0.240	31 17 0.548	15 10 0.667	8 2 0.250	5 0 0.000	17 10 0.588		
52N	33 7 0.212	53 18 0.340	52 22 0.423	62 16 0.258	68 22 0.324	203 102 0.502	241 102 0.423		
51N	1 0 0.000	37 18 0.486	126 46 0.365	145 49 0.338	213 68 0.319	309 118 0.382	344 102 0.297		
50N		50 16 0.320	162 60 0.370	248 88 0.355	276 101 0.366	333 105 0.315			
49N		44 4 0.091	39 6 0.154	48 4 0.083	42 6 0.143	42 5 0.119			
48N		10 2 0.200	29 2 0.069	32 1 0.031	18 3 0.167	6 0 0.000			
47N									
46N									

TOTAL JUNE

BY FLEET

	KIZAN MARU	MEIYO MARU	NOJIMA MARU	JINYO MARU	TOTAL
FCZ	767 287 0.374	776 266 0.343	811 270 0.333	716 297 0.415	3070 1120 0.365
HIGH SEA NORTH	15 1 0.067	4 0 0.000	4 0 0.000	52 13 0.250	75 14 0.187
HIGH SEA SOUTH	78 8 0.103	82 8 0.098	86 10 0.116	86 9 0.105	332 35 0.105
TOTAL	860 296 0.344	862 274 0.318	901 280 0.311	854 319 0.374	3477 1169 0.336

**** LEGEND ****

UPPER : NUMBER OF OPERATIONS (A)
MIDDLE : NUMBER OF DALL'S PORPOISE TAKEN (B)
LOWER : C P U E (B / A)

168E 170E 172E 174E 176E 178E 180 178W 176W

59N																				
	<u>MID JULY</u>																			
58N								2	11	5										
								1	1	0										
57N								0.500	0.091	0.000										
								2	14	7										
								0	4	0										
56N								0.000	0.286	0.000										
55N																				
54N																				
53N																				
52N																				
51N																				
50N																				
49N																				
48N																				
47N																				
46N																				

BY FLEET

	KIZAN MARU	MEIYO MARU	NOJIMA MARU	JINYO MARU	TOTAL
PCZ	215 74	176 58	215 33	215 67	821 232
	0.344	0.330	0.153	0.312	0.283
HIGH SEA NORTH		41 6			41 6
		0.146			0.146
HIGH SEA SOUTH					
TOTAL	215 74	217 64	215 33	215 67	862 238
	0.344	0.295	0.153	0.312	0.276

**** LEGEND ****
 UPPER : NUMBER OF OPERATIONS (A)
 MIDDLE : NUMBER OF DALL'S PORPOISE TAKEN (B)
 LOWER : C P U E (B / A)

	168E	170E	172E	174E	176E	178E	180	178W	176W				
59N						3 1	13 2	31 6	35 8	58 16	12 0		
						0.333	0.154	0.194	0.229	0.276	0.000		
58N						2 1	32 3	43 6	76 12	57 19	51 15	56 18	7 10
						0.500	0.094	0.140	0.158	0.333	0.294	0.321	1.429
57N						22 6	73 23	52 5	63 20	45 12	25 6	28 11	3 0
						0.273	0.315	0.096	0.317	0.267	0.240	0.393	0.000
56N													
55N													
54N			2 0	1 0									
			0.000	0.000									
53N	1 0	5 1	7 0	4 2	3 1								7 1
	0.000	0.200	0.000	0.500	0.333								0.143
52N	43 8	44 12	27 6	14 0	41 13	188 94	172 55						
	0.186	0.273	0.222	0.000	0.317	0.500	0.320						
51N	3 1	34 20	82 17	66 16	67 17	157 54	234 61						
	0.333	0.588	0.207	0.242	0.254	0.344	0.261						
50N			22 6	62 18	81 21	88 28	135 35						
			0.273	0.290	0.259	0.318	0.259						
49N													
48N													
47N													
46N													

TOTAL JULY

BY FLEET

	KIZAN MARU	MEIYO MARU	NOJIMA MARU	JINYO MARU	TOTAL
FCZ	391 137	387 147	372 76	440 127	1590 487
	0.350	0.380	0.204	0.289	0.306
HIGH SEA NORTH	209 58	221 30	193 39	164 73	787 200
	0.278	0.136	0.202	0.445	0.254
HIGH SEA SOUTH					
TOTAL	600 195	608 177	565 115	604 200	2377 687
	0.325	0.291	0.204	0.331	0.289

**** LEGEND ****

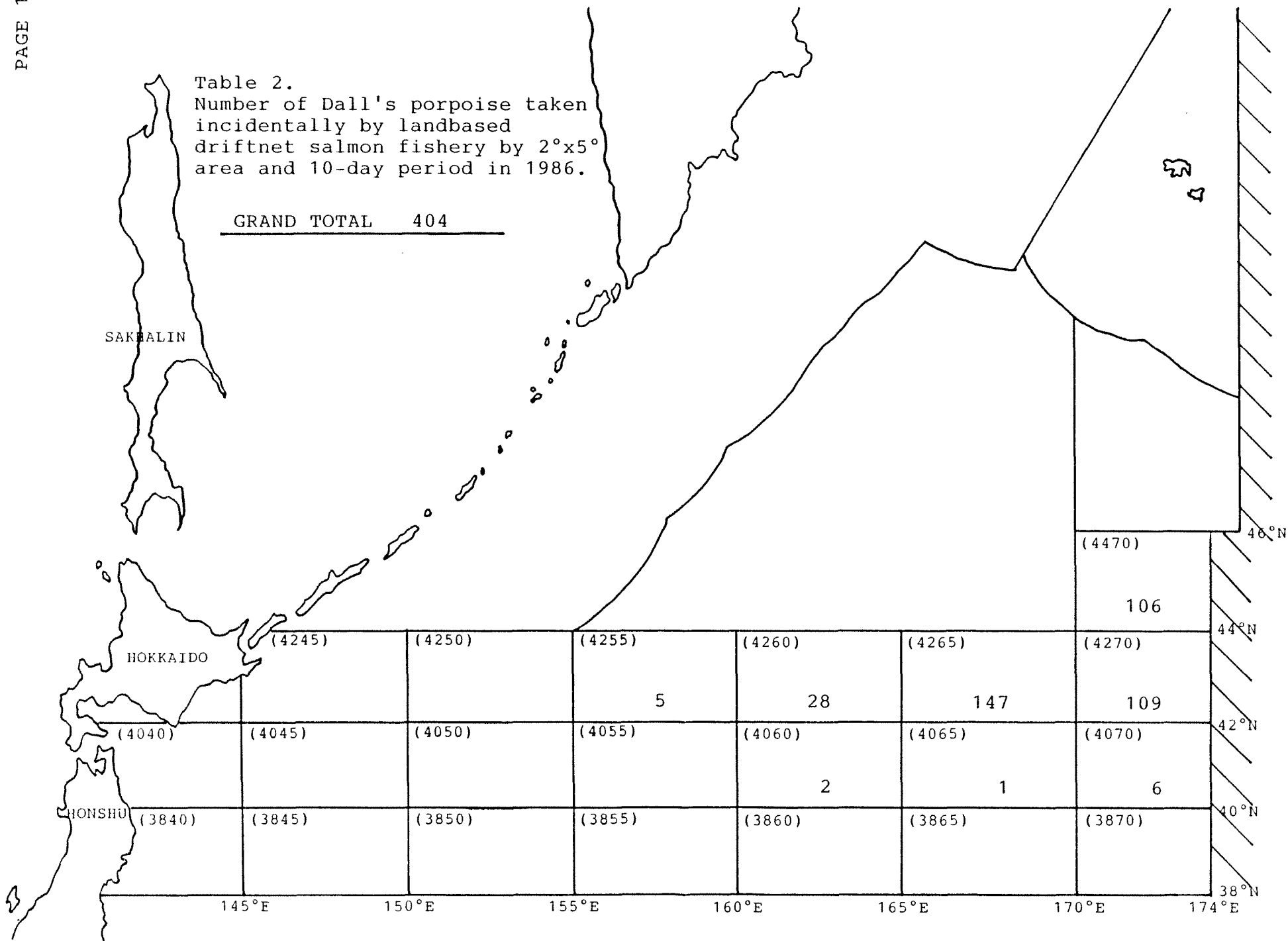
UPPER : NUMBER OF OPERATIONS (A)
MIDDLE : NUMBER OF DALL'S PORPOISE TAKEN (B)
LOWER : C P U E (B / A)

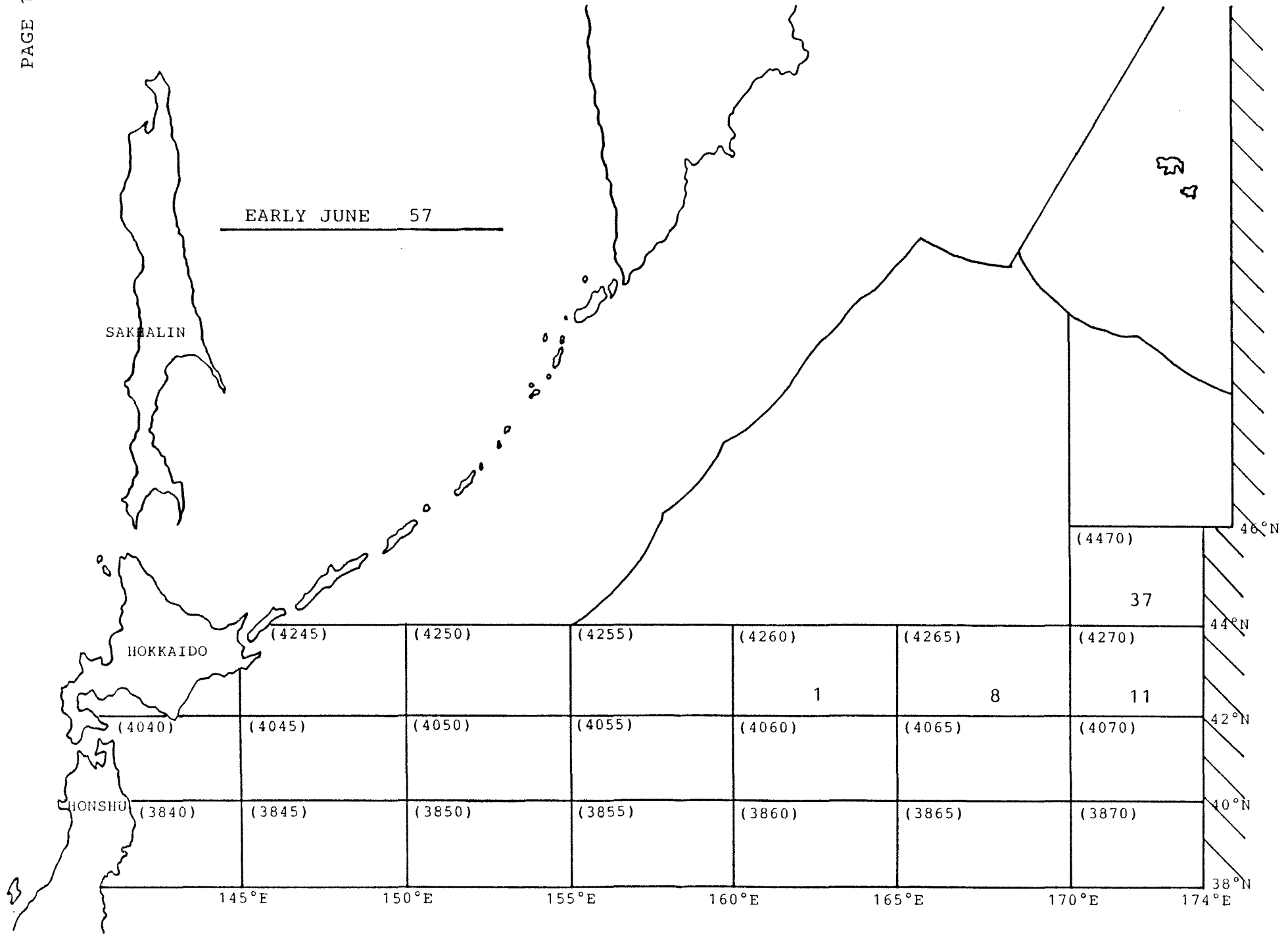
1-2 Northern fur seal

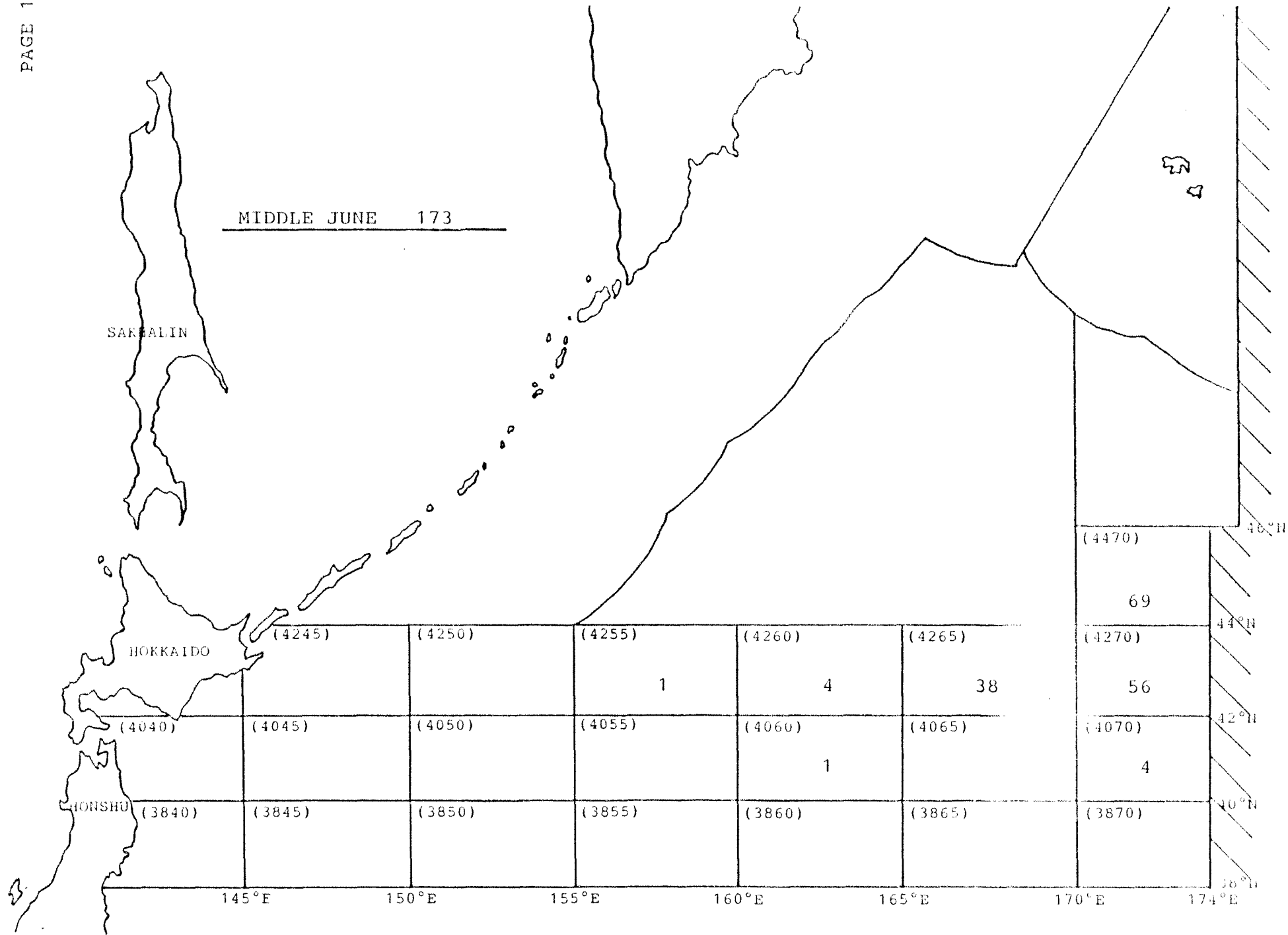
1 0 DAYS	1° X 1° AREA	NUMBER OF TAKEN
EARLY JUNE	5071E	0
MID JUNE		0
LATE JUNE		1
JUNE TOTAL		1
EARLY JULY		0
MID JULY		0
JULY TOTAL		0
GRAND TOTAL		1

Table 2.
 Number of Dall's porpoise taken
 incidentally by landbased
 driftnet salmon fishery by 2°x5°
 area and 10-day period in 1986.

GRAND TOTAL 404







LATE JUNE 118

SAKHALIN

HOKKAIDO

HONSHU

